

Remote Learning for Kingfishers

Tuesday 2nd March

Welcome back Kingfishers!

I look forward to seeing you all on the register Zoom at 10.15 each morning. If you are unable to attend this, please email me using our class email address: Kingfishers@cb-cepa.org

Daily Phonics

Read Write Inc. Each youtube video is available daily from 9.30 for 24 hours. They last approximately 15 minutes.

Year 1, please start on set 2,

Year 2, on set 3 and year 3 revise your reading with the 'reading longer words' video

[readwriteinc schedule jan feb 2021.pdf](#)

<https://www.youtube.com/c/RuthMiskinTrainingEdu/videos>

Reading and Spelling practise (all year groups)

1. Log in to [Dyslexia Gold](#)

You all should have your logins now
(work through for approx 10 minutes)

Please do spelling tutor.

Daily Reading

Please read one of your reading books from home. This can be for 15-20 minutes. Keep a record of the title and write a comment about the story/part of the story you have read.

Log into [Read Theory](#) Complete a reading comprehension - I will see if you have done it!

Maths

Daily 10 minutes: Practise times tables using [TT rockstars](#). Year 1, if you prefer, log in to [Numbots](#). Please contact me if you do not have your login

Main Activity:

Year 1: one more one less. Watch the [second video](#) on the webpage and complete the worksheet

Year 2: draw pictograms(2,5, 10). Watch the [second video](#) on the webpage and complete the worksheet

Year 3:give change. Watch the [second video](#) on the webpage and complete the worksheet

<https://whiterosemaths.com/homelearning/>

Year 1, spring week 6 number: number and place value (within 50)

Year 2, spring week 6 statistics

Year 3, spring week 5 money

English- Effective sentences








1. Daily 10 minutes: Watch one of the handwriting videos [here](#) to practise forming the '**slider family**' letters. You will need some lined paper and a pencil for this.
2. We are starting a 2 week writing unit where we will use a youtube video to help write a narrative about why the pyramids were made. This is **fictional!** No one really knows why the pyramid shape was chosen.

Each day you will need to watch a particular part of the video. I will give you the times you need to watch between and you can write **3 sentences for each daily part**. It is ok if you want to write more, but writing 3 is fine.

I will introduce the writing to you each day and together we will think about possible words and ideas so it would be great if you could watch the correct part of the video **before** the morning zoom session.


If you would like to, you can bring some paper and a pencil to each session or use the writing page I send out and upload to the website.

The Story of the Pyramids – week 2

Monday	Tuesday	Wednesday <i>*no remote lesson today</i>	Friday	Monday 8 th (Back in school)
				
3:48-4:11 (mins/secs)	4:12-4:21 (mins/secs)	4:22-4:34 (mins/secs)	4:35-4:50 (mins/secs)	4:51-5:14 (mins/secs)

We are here today!

Click [here](#) for the YouTube Video

<p>Notice – adverb how</p>	<hr/> <hr/> <hr/> <hr/>	<hr/> <hr/> <hr/> <hr/>
<p>Feeling – short phrase</p>	<hr/> <hr/> <hr/> <hr/>	<hr/> <hr/> <hr/> <hr/>
<p>Action – power of 3 – using verbs</p>	<hr/> <hr/> <hr/> <hr/>	<hr/> <hr/> <hr/> <hr/> 

Science Year 1 and 2



Identifying local plants.

Watch this [BBC video](#) about plants we find outside

From looking at [the sheet](#). (It might be too cold to see them, but can you recognise and remember seeing these plants?)

Plants and Flowers Hunt Sheet

Tick the plants and flowers that you have found!



daisy



buttercup



clover



dandelion



nettle



bramble



rose



ivy

Photos courtesy of xlibber, crabchick, dierken, James Bowe, Si'ilk, waferboard, . moonlightbulb (@flickr.com) - granted under creative commons licence - attribution

Do you recognise any of these flowers and plants?

Science Year 3


Are plants the same all year round? Watch [this BBC video](#).

Different sorts of trees. Classify the tree photos from your worksheet as either coniferous or deciduous.

What is the difference between these two types of tree?



Story time



Our class reader is 'Ra The Mighty The Great Tomb Robbery' by A.B. Greenfield
I will be reading Chapter 11 live on Zoom at 3.00pm

Don't forget to add to your
gratitude jar each day!



Submission

Please email your completed activities to our class email address kingfishers@cb-cepa.org by 3pm, then I will aim to reply and feedback to your work by the next working day.

You can take write answers on plain paper, take photos of your learning or write on a WORD document and email that to me.

Optional Activities

Pe with Joe - LIVE sessions on a Monday, Wednesday and Friday from 11.1.20, but all pre recorded sessions also available:

[BBC bitesize - Ancient Egyptians](#)

[National geographic Kids - Tutankhamun](#)

[Horrible Histories - Awful Egyptians](#)