

Remote Learning for Kingfishers

Tuesday 23rd February

Welcome back Kingfishers!

I look forward to seeing you all on the register Zoom at 10.15 each morning. If you are unable to attend this, please email me using our class email address: Kingfishers@cb-cepa.org

Daily Phonics

Read Write Inc. Each youtube video is available daily from 9.30 for 24 hours. They last approximately 15 minutes.

Year 1, please start on set 2,

Year 2, on set 3 and year 3 revise your reading with the 'reading longer words' video

[readwriteinc schedule jan feb 2021.pdf](#)

<https://www.youtube.com/c/RuthMiskinTrainingEdu/videos>

Reading and Spelling practise (all year groups)

1. Log in to [Dyslexia Gold](#)

You all should have your logins now
(work through for approx 10 minutes)

Please do spelling tutor.

Daily Reading

Please read one of your reading books from home. This can be for 15-20 minutes. Keep a record of the title and write a comment about the story/part of the story you have read.

Log into [Read Theory](#) Complete a reading comprehension - I will see if you have done it!

Maths

Daily 10 minutes: Practise times tables using [TT rockstars](#). Year 1, if you prefer, log in to [Numbots](#). Please contact me if you do not have your login

Main Activity:

Year 1: number to 50. Watch the [second video](#) on the webpage

Year 2: make tally charts. Watch the [second video](#) on the webpage

Year 3: count money (pounds). Watch the [second video](#) on the webpage and complete the worksheet

<https://whiterosemaths.com/homelearning/>

Year 1, spring week 5 number: number and place value (within 50)

Year 2, spring week 5 statistics

Year 3, spring week 4 money

English- Effective sentences



1. Daily 10 minutes: Watch one of the handwriting videos [here](#) to practise forming the '**slider family**' letters. You will need some lined paper and a pencil for this.
2. We are starting a 2 week writing unit where we will use a youtube video to help write a narrative about why the pyramids were made. This is **fictional!** No one really knows why the pyramid shape was chosen.

Each day you will need to watch a particular part of the video. I will give you the times you need to watch between and you can write **3 sentences for each daily part**. It is ok if you want to write more, but writing 3 is fine.

I will introduce the writing to you each day and together we will think about possible words and ideas so it would be great if you could watch the correct part of the video **before** the morning zoom session.

If you would like to, you can bring some paper and a pencil to each session or use the writing page I send out and upload to the website.

The Story of the Pyramids –week 1


Monday	Tuesday	Wednesday	Thursday	Friday
				
0:00-0:41secs	0:42-1:20 (min/secs)	1:25-2:34 (min/secs)	2:35-3:27 (min/secs)	3:28-3:47 (min/secs)

We are here
today!

Click [here](#) for the YouTube Video

Your jottings/ideas go here

Your 3 sentences go here

<p>Sound - Onomatopoeia</p>	<hr/> <hr/> <hr/>	<hr/> <hr/> <hr/>
<p>Noticing - Adverbial (where)</p>	<hr/> <hr/> <hr/>	<hr/> <hr/> <hr/>
<p>Action - Statement</p>	<hr/> <hr/> <hr/>	<hr/> <hr/> <hr/> 

Science Year 1 and 2

Living, dead never been alive

Watch [this video](#) and play the activity on the webpage

What do you now know about things that are living? Things that are dead? And things that have never been alive?

Optional extra activity: take pictures of 2 things at home which are alive, 2 things which are dead and 2 things which have never been alive...email them to me!













Science Year 3

Different sorts of plants


1. Watch [this BBC clip](#) about different types of plants.
2. Sort the plants into their correct groups from the sheet

23.02.21
To know that there are different types of plants

Flowering plants	Non flowering plants

Fern 	Liverwort 	Moss 	Petunias 
Beggar tick 	Orange blossom 	Honeysuckle 	Longleaf Pine 
Cedar 	Cypress 	Sand Pine 	Horsetail 

Story time



Our class reader is 'Ra The Mighty The Great Tomb Robbery' by A.B. Greenfield
I will be reading Chapter 6 live on Zoom at 3.00pm

Don't forget to add to your
gratitude jar each day!



Submission

Please email your completed activities to our class email address kingfishers@cb-cepa.org by 3pm, then I will aim to reply and feedback to your work by the next working day.

You can take write answers on plain paper, take photos of your learning or write on a WORD document and email that to me.

Optional Activities

Pe with Joe - LIVE sessions on a Monday, Wednesday and Friday from 11.1.20, but all pre recorded sessions also available:

[BBC bitesize - Ancient Egyptians](#)

[National geographic Kids - Tutankhamun](#)

[Horrible Histories - Awful Egyptians](#)