

Remote Learning for Kingfishers

Thursday 28th January

Welcome back Kingfishers!

I look forward to seeing you all on the register Zoom at 10.15 each morning. If you are unable to attend this, please email me using our class email address: Kingfishers@cb-cepa.org

Daily Phonics

Read Write Inc. Each youtube video is available daily from 9.30 for 24 hours. They last approximately 15 minutes.

Year 1, please start on set 2,

Year 2, on set 3 and year 3 revise your reading with the 'reading longer words' video

[readwriteinc schedule jan feb 2021.pdf](#)

<https://www.youtube.com/c/RuthMiskinTrainingEdu/videos>

Reading and Spelling practise (all year groups)

Log in to [Dyslexia Gold](#)

You all should have your logins now
(work through for approx 10 minutes)

Daily Reading

Please read one of your reading books from home. This can be for 15-20 minutes. Keep a record of the title and write a comment about the story/part of the story you have read.

Maths

Daily 10 minutes: Practise times tables using [TT rockstars](#). Please contact me if you do not have your login

Main Activity:

Year 1: add ones using number bonds. Watch the [fourth video](#) on the webpage and complete the worksheet

Year 2: 5 times table. Watch the [fourth video](#) on the webpage and complete the worksheet

Year 3: Multiply 2 digits by 1d (no exchange) activity. Watch the [fourth video](#) on the webpage

<https://whiterosemaths.com/homelearning/>

Year 1, spring week 2 number: addition and subtraction

Year 2, spring week 2 number: multiplication and division

Year 3, spring week 1 number: multiplication and division

English-Sentence writing



1. Daily 10 minutes: Watch one of the handwriting videos [here](#) to practise forming the 'special squirter' and 'window cleaner' letters. You will need some lined paper and a pencil for this.

2. Aim: To know how to construct coherent sentences

If you lived in the time of Ancient Egypt, who would you prefer to be? A pharaoh or a peasant?

You need to carefully explain your reasons using the information you gathered yesterday.

Remember to re-read and check your sentences are written **coherently!**

***coherent** - means your sentences make sense because the tense and punctuation is correct, the spellings are accurate and your handwriting can be read by someone else.

Who would you prefer to be and why?

Pharaoh

or Peasant ?



Useful words: prefer, and, or, but, because, if, whereas










History

1. First watch [this video](#) about different people in Ancient Egypt explaining how some people were more powerful than others. Then complete the worksheet about Ancient Egyptian Society

Instructions:

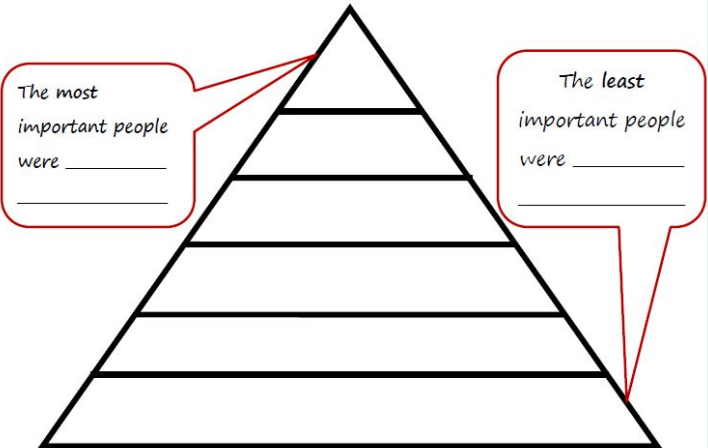
Cut out the strips of the different people on this page.

Stick them onto the correct layers of the pyramid (you might need to fold the edges like windows so they fit!)


	Slaves, Labourers and Peasants	
	Priests and Nobles	
	Pharaoh (King or Queen)	
	Craftsmen and Soldiers	
	Vizier	
	Officials and Scribes	

25.01.21

To understand that some people in Ancient Egypt had more power than others



Story time



Our class reader is 'Ra The Mighty Cat Detective' by
A.B. Greenfield
I will be reading Chapter 17 live on Zoom at 3.00pm

Don't forget to add to your
gratitude jar each day!



Submission

Please email your completed activities to our class email address kingfishers@cb-cepa.org by 3pm, then I will aim to reply and feedback to your work by the next working day.

You can take write answers on plain paper, take photos of your learning or write on a WORD document and email that to me.

Optional Activities

Pe with Joe - LIVE sessions on a Monday, Wednesday and Friday from 11.1.20, but all pre recorded sessions also available:

[National Geographic Kids - Ten Facts about Ancient Egypt](#)

[National geographic Kids - Tutankhamun](#)

[Horrible Histories - Awful Egyptians](#)