








Mummification



Cut out the statements and match them to the sequenced pictures.

| | |
|---|--|
|  <p>1.</p> | |
| <p>2.</p>  | |
| <p>3.</p>  | |
|  <p>4.</p> | |
|  <p>5.</p> | |
| <p>6.</p>  | |
| <p>7.</p>  | |

Check out this webpage: <https://www.natgeokids.com/au/discover/history/egypt/how-to-make-a-mummy/>

<https://youtu.be/YgVIXOyU10I?list=PLQInTldJs0ZQjnw9HPXpeCF7m5afjcWPd>

Mummification



Cut out the statements and match them to the sequenced pictures.

| | |
|--|--|
| | <p>The body is wrapped in linen and amulets are added to protect the body.</p> |
| | <p>The mummy is placed with a copy of the book of the dead and a cartouche inside a series of coffins and finally into a stone sarcophagus</p> |
| | <p>The body is covered in natron, a type of salt, and left for 40 days to dry out so that it doesn't decay.</p> |
| | <p>The liver, lungs, stomach and intestine are removed and put into Canopic jars. The heart is not removed because it is the pharaoh's soul.</p> |
| | <p>The body is stuffed with linen and rubbed with sweet smelling oils. False eyes, a wig and make up is applied to the body.</p> |
| | <p>The body is washed and purified so that it is clean as it enters the afterlife.</p> |
| | <p><u>Write the missing statement here:</u></p> <hr/> <hr/> <hr/> |

Check out this webpage: <https://www.natgeokids.com/au/discover/history/egypt/how-to-make-a-mummy/>

<https://youtu.be/YgVIXOyU10I?list=PLQInTldJs0ZQjnw9HPXpeCF7m5afjcWPd>